

Add: Suite 1001-1002, No.7, Fu Li Building, Lane 1306, Jiang Ning Road, Shanghai, China

Tel: 0086-21-62774584; 62769265; 62769367 Fax: 0086-21-62766590 Website: www.dochem.biz

E-mail: info@dochem.biz dochem@sh163.net

Ref. EX2/BJ-0210003

01 May 2009, Shanghai

Valid until 31 Oct. 2009

## Price List with Specification of

## **Dochem**<sup>TM</sup> High-Speed Turbine Handpiece

Thank you for your interests in **Dochem** products. We are very proud to be celebrating long-term of service to the dental and medical industry.

**Dochem Skybow, Dentech** and **Lighttop** new generation represent the evolution of the China-made class A range of dental high speed handpiece, with new features characterized by outstanding security, practicality and reliability, we have worked very hard to provide you with equipment that is meeting the demands of “today” while utilizing time-tested manufacturing techniques and materials.

### ● General description



**DOCHEM**<sup>®</sup>

- ⇒ Unique technical innovation: integrated shaping of the main body, complete performance to avoid splitting or leaking.
- ⇒ Extremely low noise during operating creates near silence environment, reduces stress for patients.
- ⇒ Precise spray port(s): effectively delivers coolant spray direct to the work side; assure the safety and avoid overheating.
- ⇒ Ergonomic and operator-based design provides exceptional balance and ease of handling; Multi-size option makes an ideal partner with your skilled hands.
- ⇒ Quick coupler with universal compatibility.

● Multi-choice

| ITEM                      | TPYE                           | PICTURE   | MODEL   |
|---------------------------|--------------------------------|---|---|
| <b>Connector</b>          | Fixed back end                 |    | SB-203B/M, 212B/M, 222B/M<br>SB-204B/M, 213B/M, 223B/M<br>SB-120B/M, 121B/M, 122B/M   |
|                           | Quick disconnect style         |    | SB-201B/M, 210B/M, 220B/M<br>SB-101B/M, 102B/M, 103B/M<br>SB-110B/M, 111B/M, 112B/M   |
| <b>Chunking Mechanism</b> | Standard Screw (Bur-tool type) |    | SB-201B/M, 210B/M, 220B/M<br>SB-203B/M, 212B/M, 222B/M  |
|                           | Push button                    |    | SB-202B/M, 211B/M, 221B/M, 231B/M<br>SB-204B/M, 213B/M, 223B/M<br>SB-101B/M, 102B/M, 103B/M<br>SB-110B/M, 111B/M, 112B/M<br>SB-120B/M, 121B/M, 122B/M |
| <b>Torque style</b>       | Max Torque                     |   | SB-201B/M, 203B/M, 202B/M, 204B/M<br>SB-101B/M, 110B/M, 120B/M  |
|                           | Standard                       |  | SB-210B/M, 212B/M, 211B/M, 213B/M<br>SB-102B/M, 111B/M, 121B/M  |
|                           | Mini                           |  | SB-220B/M, 222B/M, 221B/M, 223B/M<br>SB-103B/M, 112B/M, 122B/M  |
|                           | Wisdom tooth                   |  | SB-231B/M   |


● Price list with details

- ✧ **Skybow Series** (standard canister screw type cartridge)  
-Reliable performance, amazing price, truly incredible value.


**Skybow A series: screw-type chuck (bur-tool type)**

**I . Quick Disconnect**

**-Quick disconnect Handpiece**  
\*Screw-on connector with smooth swivel quick disconnect.




**Quick coupler Borden**



1F3010

**Quick coupler Midwest**




1F3011


| Model   | Order Code | Description                              |
|---------|------------|--|
| SB-201B | 1F2001-2   | Max Torque, quick coupler Borden 2 hole  |
| SB-201M | 1F2001-4   | Max Torque, quick coupler Midwest 4 hole |
| SB-210B | 1F2010-2   | Standard, quick coupler Borden 2 hole    |
| SB-210M | 1F2010-4   | Standard, quick coupler Midwest 4 hole   |
| SB-220B | 1F2020-2   | Mini, quick coupler Borden 2 hole        |
| SB-220M | 1F2020-4   | Mini, quick coupler Midwest 4 hole       |

**II . Fixed back**

**Fixed back Borden 2 hole Type**






**Fixed back Midwest 4 hole Type**





| Model   | Order Code | Description                |
|---------|------------|----------------------------|
| SB-203B | 1F2003-2   | Max Torque, Borden 2 hole  |
| SB-203M | 1F2003-4   | Max Torque, Midwest 4 hole |
| SB-212B | 1F2012-2   | Standard, Borden 2 hole    |
| SB-212M | 1F2012-4   | Standard, Midwest 4 hole   |
| SB-222B | 1F2022-2   | Mini, Borden 2 hole        |
| SB-222M | 1F2022-4   | Mini, Midwest 4 hole       |

**Skybow B series: push button type chuck.**

**I . Quick Disconnect**




| <p>- Screw-on connector with smooth swivel quick disconnect, quick coupler</p>    |            | <p><b>Quick coupler Borden</b></p>  <p>1F3010</p> | <p><b>Quick coupler Midwest</b></p>  <p>1F3011</p> |
|---|------------|---|---|
|  |            |   |   |
| Model   | Order Code | Description   |   |
| SB-202B   | 1F2002-2   | Max Torque, quick coupler Borden 2 hole   |   |
| SB-202M   | 1F2002-4   | Max Torque, quick coupler Midwest 4 hole  |   |
| SB-211B   | 1F2011-2   | Standard, quick coupler Borden 2 hole   |   |
| SB-211M   | 1F2011-4   | Standard, quick coupler Midwest 4 hole  |   |
| SB-221B   | 1F2021-2   | Mini, quick coupler Borden 2 hole   |   |
| SB-221M   | 1F2021-4   | Mini, quick coupler Midwest 4 hole  |   |
| SB-231-B  | 1F2031-2   | 45°for wisdom tooth, quick coupler, (Borden 2 hole)   |   |
| SB-231-M  | 1F2031-4   | 45°for wisdom tooth, quick coupler, (Midwest 4 hole)  |   |

**II. Fixed back**




| <p><b>Fixed back Borden 2 hole Type</b></p>  |            | <p><b>Fixed back Midwest 4 hole Type</b></p>  |
|---|------------|---|
| Model   | Order Code | Description   |
| SB-204B   | 1F2004-2   | Max Torque, Borden 2 hole   |
| SB-204M   | 1F2004-4   | Max Torque, Midwest 4 hole  |
| SB-213B   | 1F2013-2   | Standard, Borden 2 hole   |
| SB-213M   | 1F2013-4   | Standard, Midwest 4 hole  |
| SB-223B   | 1F2023-2   | Mini, Borden 2 hole   |
| SB-223M   | 1F2023-4   | Mini, Midwest 4 hole  |

- ✧ **Dentech Series** (New design premium precision turbine/rotor, push button type chuck)
  - Increased excellent torque, near to silence, incredibly smooth.
  - Autoclave resistance, strong grip, special treatment offer easy cleaning but at less cost.

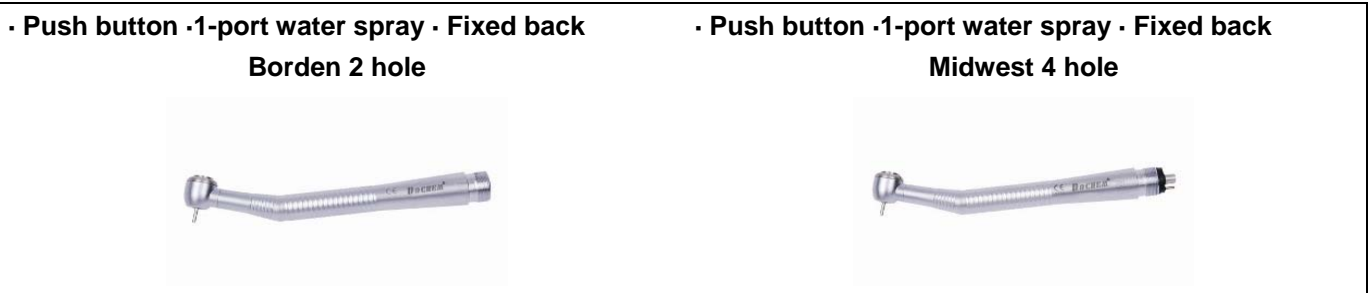
**I . 3-port water spray type**

| <p>· Push button ·3-port water spray · Quick coupler</p>  |            | <p><b>Quick coupler Borden</b></p>  <p>1F4010</p> | <p><b>Quick coupler Midwest</b></p>  <p>1F4012</p> |
|--|------------|---|---|
| Model  | Order Code | Description   |   |
| SB-101B  | 1F1001-2   | Max Torque, quick coupler Borden 2 hole   |   |
| SB-101M  | 1F1001-4   | Max Torque, quick coupler Midwest 4 hole  |   |
| SB-102B  | 1F1002-2   | Standard, quick coupler Borden 2 hole   |   |
| SB-102M  | 1F1002-4   | Standard, quick coupler Midwest 4 hole  |   |
| SB-103B  | 1F1003-2   | Mini, quick coupler Borden 2 hole   |   |
| SB-103M  | 1F1003-4   | Mini, quick coupler Midwest 4 hole  |   |

**II. 1-port water spray with push button type**

| <p>· Push button ·1-port water spray · Quick coupler</p>  |            | <p><b>Quick coupler Borden</b></p>  <p>1F4010</p> | <p><b>Quick coupler Midwest</b></p>  <p>1F4012</p> |
|--|------------|---|---|
| Model  | Order Code | Description   |   |
| SB-110B  | 1F1010-2   | Max Torque, quick coupler Borden 2 hole   |   |
| SB-110M  | 1F1010-4   | Max Torque, quick coupler Midwest 4 hole  |   |
| SB-111B  | 1F1011-2   | Standard, quick coupler Borden 2 hole   |   |
| SB-111M  | 1F1011-4   | Standard, quick coupler Midwest 4 hole  |   |
| SB-112B  | 1F1012-2   | Mini, quick coupler Borden 2 hole   |   |
| SB-112M  | 1F1012-4   | Mini, quick coupler Midwest 4 hole  |   |


### III. 1-port water spray with fixed back type



| Model   | Order Code | Description                |
|---------|------------|----------------------------|
| SB-120B | 1F1020-2   | Max Torque, Borden 2 hole  |
| SB-120M | 1F1020-4   | Max Torque, Midwest 4 hole |
| SB-121B | 1F1021-2   | Standard, Borden 2 hole    |
| SB-121M | 1F1021-4   | Standard, Midwest 4 hole   |
| SB-122B | 1F1022-2   | Mini, Borden 2 hole        |
| SB-122M | 1F1022-4   | Mini, Midwest 4 hole       |

### ✦ Lighttop Series

- Shines light directly on the preparation, improving visibility tremendously.
- Reduces operator's stress and fatigue.
- Results in better dentistry for the patient.














| Model  | Order Code | Description   |
|--------|------------|---|
| LT-301 | 2F3001     | <ul style="list-style-type: none"> <li>● Max Torque</li> <li>● 4-port spray</li> <li>● Kavo compatible coupler (optional)</li> <li>● Push button chunk</li> </ul> <p>Imported high efficient bearing system</p> |

|        |        |   |
|--------|--------|---|
| LT-201 | 2F2001 | <ul style="list-style-type: none"> <li>● Standard Torque</li> <li>● 4-port spray</li> <li>● Kavo compatible coupler</li> <li>● Push button chunk.</li> </ul> Imported high efficient bearing system |
| LT-C01 | 2F6010 | <b>Qucik coupler (Fiber optic)</b> <ul style="list-style-type: none"> <li>● Kavo compatible</li> <li>● Suit for 2F3001, 2F2001</li> </ul>   |

● Spare parts and accessories

I . For Skybow series

| Order Code | Picture   | Description  |
|------------|---|--|
| 1F3000     |    | Max Torque, canister screw type cartridge (bur-tool type)                |
| 1F3001     |   | Max Torque, canister push button type cartridge                          |
| 1F3002     |  | Standard, canister screw type cartridge (bur-tool type)                  |
| 1F3003     |  | Standard, canister push button type cartridge                            |
| 1F3004     |  | Mini, canister screw type cartridge (bur-tool type)                      |
| 1F3005     |  | Mini, canister push button type cartridge                                |
| 1F3006     |  | Wisdom tooth type, canister push button cartridge                        |
| 1F3010     |  | Quick Coupler Borden 2 hole for Skybow series quick disconnect Handpiece |

|         |   |  |
|---------|---|--|
| 11F3011 |    | Quick Coupler Midwest 4 hole for Skybow series quick disconnect Handpiece                      |
| 1F3020  |    | Bur tool for Max Torque screw-type chuck   |
| 1F3021  |   | Bur tool for Standard screw-type chuck   |
| 1F3022  |   | Bur tool for Mini screw-type chuck   |
| 1F3030  |    | End cap wrench for Max Torque  |
| 1F3031  |    | End cap wrench for Standard  |
| 1F3032  |    | End cap wrench for Mini  |
| 1F3033  |   | End cap wrench for Wisdom tooth  |
| 1F3040  |  | End Cap for Max Torque, screw-type (bur too-type)<br>(suit for 1F2001,1F2003)                  |
| 1F3041  |  | End Cap for standard type, screw-type (bur too-type)<br>(suit for 1F2010,1F2012,1F2020,1F2022) |
| 1F3042  |  | End cap for Max Torque, push button<br>(suit for 1F2002,1F2004)                                |
| 1F3043  |  | End cap for standard type, push button<br>(suit for 1F2011,1F2013,1F2021,1F2023)               |
| 1F3062  |  | End cap for Wisdom tooth,<br>standard type, push button type<br>(suit for 1F2031)              |

## II. For Dentech series

| Order Code | Picture   | Description   |
|------------|---|---|
| 1F4000     |    | Premium precision turbine/rotor push button, Max torque                 |
| 1F4001     |   | Premium precision turbine/rotor push button, Standard                   |
| 1F4002     |   | Premium precision turbine/rotor push button, Mini                       |
| 1F4010     |    | Quick Coupler for quick disconnect<br>Borden 2 hole                     |
| 1F4012     |    | Quick Coupler for quick disconnect<br>Midwest 4 hole                    |
| 1F4020     |    | End cap wrench for Max Torque   |
| 1F4021     |   | End cap wrench for Standard   |
| 1F4022     |   | End cap wrench for Mini   |
| 1F4030     |  | Converter, 4 hole to 2 hole tubing                                      |
| 1F4031     |  | Converter, 2 hole to 4 hole tubing                                      |
| 1F4040     |  | End cap for Max Torque, push button<br>(suits for 1F1001,1F1010,1F1020) |
| 1F4041     |  | End cap for Standard, push button<br>(suits for 1F1001,1F1010,1F1020)   |
| 1F4042     |  | End cap for Mini, push button<br>(suits for 1F1001,1F1010,1F1020)       |

### ***Superior Specialized Service:***

- **Your order is ready to be shipped within one week. ( also depending on the quantity)**
- **We have knowledgeable technician available to help support the needs of your customers.**
- **Our product and service is guaranteed, usually from six to twelve months since the goods reach you. Warranty is voided if items are misused or product is improperly maintained or installed.**
- **We offer selling support to your business to generate new revenue opportunities. (e.g. private labeling, OEM, growth incentives)**



**The specifications given are subject to change without prior notice, in order to keep pace with all technical development.**